

**Reporting and Publishing Platform  
(MVP Portal)  
XML Upload**

**1 Contents**

- Reporting and Publishing Platform ..... 1
- (MVP Portal) ..... 1
- XML Upload ..... 1
- 1 Contents ..... 2
- 2 XML Upload ..... 3
- 5.2 Requirements ..... 3
- 5.3 Open the Upload form ..... 3
- 5.3.1 Content of the XML file ..... 4
- 5.3.2 Example of a syntactically correct XML report ..... 4
- 5.3.3 Response of the MVP Portal ..... 5

## 2 XML Upload

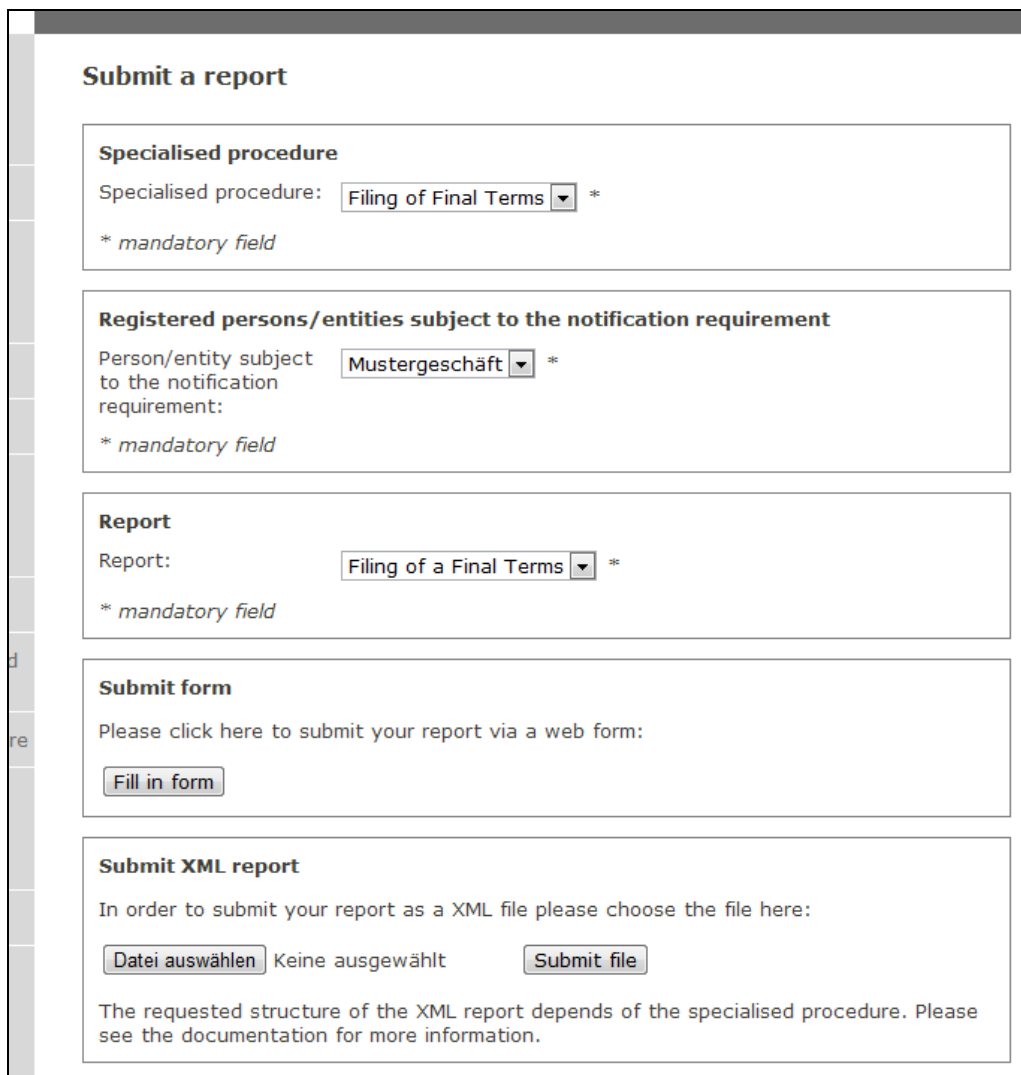
### 5.2 Requirements

You need to register normally on the MVP Portal of BaFin. This is done via the web interface and explained in the general User Manual.

It is necessary to apply for a specialised procedure and in some cases you will need to be approved by the BaFin.

### 5.3 Open the Upload form

To submit a XML file via the upload functionality you have to log into the Portal and choose "Submit report" from the menu. Enter the required data into the select fields:



**Submit a report**

**Specialised procedure**  
Specialised procedure:  \*

*\* mandatory field*

**Registered persons/entities subject to the notification requirement**  
Person/entity subject to the notification requirement:  \*

*\* mandatory field*

**Report**  
Report:  \*

*\* mandatory field*

**Submit form**  
Please click here to submit your report via a web form:

**Submit XML report**  
In order to submit your report as a XML file please choose the file here:  
 Keine ausgewählt

The requested structure of the XML report depends of the specialised procedure. Please see the documentation for more information.

Figure 1: Submit a Report

The system offers two reporting opportunities:

1. Submit a web form
2. Upload a XML file

To upload a XML file chose the file with the file browser ("Datei auswählen" in the screenshot) and start the upload with the button "Submit file". The display may differ in your browser from the figure above because the upload field design depends from the operating system and the browser you're using.

### 5.3.1 Content of the XML file

The contents of the XML file are very similar to those used in the SOAP web service calls. But you have to send only the report parts because the authentication is already done by login into the MVP Portal. Please see the documentation for more information about the XML contents for your specialised procedure.

### 5.3.2 Example of a syntactically correct XML report

This is an example of a syntactically correct report for the specialised procedure "Filing of final terms":

```
<eftMeldung xmlns:eft="http://www.bafin.de/mvp/eft/">
  <eft:emittent>
    <eft:bafinId>12345678</eft:bafinId>
    <eft:name>Max Mustermann AG</eft:name>
  </eft:emittent>

  <eft:basisprospekt>
    <eft:prospektId>12</eft:prospektId>
    <eft:datumProspekt>2012-05-23</eft:datumProspekt>
  </eft:basisprospekt>
  <eft:angebot>
    <eft:seriennummer>1</eft:seriennummer>
    <eft:wpArt>SONST</eft:wpArt>
    <eft:datumBedingung>2012-05-23</eft:datumBedingung>
    <eft:datumBeginn>2012-05-23</eft:datumBeginn>
    <eft:datumEnde>2012-05-23</eft:datumEnde>
    <eft:veroeffentlichung>
      <eft:datumVeroeff>2012-05-23</eft:datumVeroeff>
      <eft:mediumVeroeff>WELT</eft:mediumVeroeff>
    </eft:veroeffentlichung>
    <eft:spracheAngebot>DE</eft:spracheAngebot>
    <eft:ersetzung>true</eft:ersetzung>
  </eft:angebot>
  <eft:wpListe>
    <!--0 to 1000 repetitions:-->
    <eft:wkn>700000</eft:wkn>
    <eft:wkn>800000</eft:wkn>
    <eft:wkn>900000</eft:wkn>
    <eft:wkn>110000</eft:wkn>
  </eft:wpListe>
```

Page 5

```
</eftMeldung>  
<pdfDocument>  
  <!--  
    Insert a base64 encoded PDF file as string here  
  -->  
</pdfDocument>
```


This specialised procedure has got a binary field "pdfDocument" as speciality. You have to insert a base64 encoded PDF file here.


### 5.3.3 Response of the MVP Portal

The response of the MVP Portal tells you the successful upload and processing including the report ID or alternatively an error description. The error description is generated automatically by an SOAP process.

#### ***Successful upload***

### Submit a report

 File upload was successful.

 The identification number of the report is: **483**

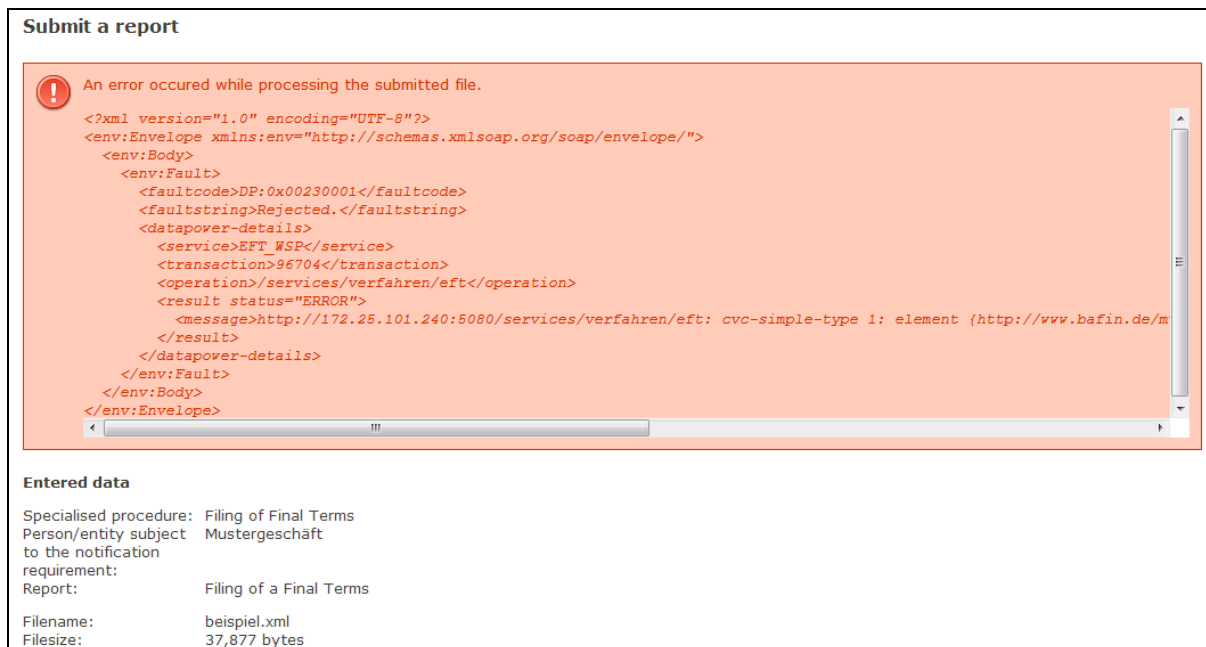
#### Entered data

Specialised procedure:	Filing of Final Terms
Person/entity subject to the notification requirement:	Mustergeschäft
Report:	Filing of a Final Terms
Filename:	beispiel.xml
Filesize:	37,876 bytes

Figure 2: Successful upload

### Processing error

If there is an error while processing the XML the following screen will be shown:



**Submit a report**

An error occurred while processing the submitted file.

```
<?xml version="1.0" encoding="UTF-8"?>
<env:Envelope xmlns:env="http://schemas.xmlsoap.org/soap/envelope/">
  <env:Body>
    <env:Fault>
      <faultcode>DP:0x00230001</faultcode>
      <faultstring>Rejected.</faultstring>
      <datapower-details>
        <service>EFT_WSP</service>
        <transaction>96704</transaction>
        <operation>/services/verfahren/eft</operation>
        <result status="ERROR">
          <message>http://172.25.101.240:5080/services/verfahren/eft: cvc-simple-type 1: element {http://www.bafin.de/m
        </result>
      </datapower-details>
    </env:Fault>
  </env:Body>
</env:Envelope>
```

**Entered data**

Specialised procedure: Filing of Final Terms  
Person/entity subject: Mustergeschäft to the notification requirement:  
Report: Filing of a Final Terms  
Filename: beispiel.xml  
Filesize: 37,877 bytes

Figure 3: Error screen


The error description indicates that the field "wpArt" is not properly filled (**SSONST** instead of SONST):

```
<?xml version="1.0" encoding="UTF-8"?>
<env:Envelope xmlns:env="http://schemas.xmlsoap.org/soap/envelope/">
  <env:Body>
    <env:Fault>
      <faultcode>DP:0x00230001</faultcode>
      <faultstring>Rejected.</faultstring>
      <datapower-details>
        <service>EFT_WSP</service>
        <transaction>87152</transaction>
        <operation>/services/verfahren/eft</operation>
        <result status="ERROR">
          <message>http://172.25.101.240:5080/services/verfahren/eft: cvc-simple-type 1: element {http://www.bafin.de/mvp/eft/}wpArt value 'SSONST' is not a valid instance of type {http://www.bafin.de/mvp/eft/}eftWpArt</message>
        </result>
      </datapower-details>
    </env:Fault>
  </env:Body>
</env:Envelope>
```

**Error in the XML structure**

If there is an error in the XML structure an "Internal error" will be sent. This is because the process blocks the invalid XML before it starts to process it:

**Submit a report**

 An error occurred while processing the submitted file.

```
<?xml version="1.0" encoding="UTF-8"?>
<env:Envelope xmlns:env="http://schemas.xmlsoap.org/soap/envelope/">
  <env:Body>
    <env:Fault>
      <faultcode>env:Client</faultcode>
      <faultstring>Internal Error</faultstring>
    </env:Fault>
  </env:Body>
</env:Envelope>
```

**Entered data**

Specialised procedure: Filing of Final Terms  
Person/entity subject to the notification requirement: Mustergeschäft  
Report: Filing of a Final Terms

Filename: beispiel.xml  
Filesize: 37,877 bytes

Figure 4: Invalid XML